








Activity Calendar

Theme: Earth Day & Recycling

WOSU classroom







<p>Monday</p> 	<p>Learning Goal: Collect and record data through drawing, writing, dictation and photographs</p> <p>Resource: What Does Recycling Mean? Daniel Tiger's Neighborhood</p> <p>Activity: Recycling Scavenger Hunt – Look around the house for recyclable objects. Take pictures of what you find.</p> <p>Option: Download the PBS KIDS app Outdoor Family Fun with Plum – click ALL on the homepage, then Recycle It!</p>
<p>Tuesday</p> 	<p>Learning Goal: Identify examples of organized efforts to protect the environment; Intention of open-ended diverse art materials</p> <p>Video Story: Neighborhood Cleanup Daniel Tiger's Neighborhood</p> <p>Video Resource: Bye, Bye Bottle Everyday Learning</p> <p>Activity: Explore painting with recyclables such as the bottom of plastic water bottles, plastic forks, and bottle tops (homemade paint recipe on materials page).</p>
<p>Wednesday</p> 	<p>Learning Goal: Construct simple or more complex structures and investigate concepts of motion and stability of structures</p> <p>Video Resource: Tube Ramp Sesame Street</p> <p>Video Resource: Homemade Hills Peep and the Big Wide World</p> <p>Activity: Create ramps with recycled cardboard tubes or sides of boxes. Experiment using other recyclables to see if they roll or slide down the ramp.</p>
<p>Thursday</p> 	<p>Learning Goal: Discover, explore, sort, compare and contrast objects</p> <p>Resource: A Thing or 2 about Sorting The Cat in the Hat Knows a Lot About That!</p> <p>Interactive Game: Sorta-ma-gogo</p>
<p>Friday</p> 	<p>Learning Goal: Begin to form conclusions and construct explanations</p> <p>Resource: What is Earth?</p> <p>Activity: Celebrate Earth Day Poster - Decorate an Earth Day poster using the Ready Jet Go Reduce, Reuse, Recycle characters. Share a picture of your poster with us on @WUCFEducate (Facebook) and @WUCFTV (Facebook, Instagram, and Twitter)!</p>



Get Ready, Set, Prep

Theme: Earth Day & Recycling

WOSU classroom

Materials for the Week		Learning Resources									
Monday	<p>Weekly Journal – Fold three pieces of paper, staple, add the theme title, and illustrate the cover</p> <p>Crayons, markers, and/or colored pencils</p>	<p>Discussion Questions</p> <ul style="list-style-type: none"> • Can you think of other recyclable items? • What happens to items when taken to a recycling center? • Name some ways you can reuse items in your home. 									
Tuesday	<p>Weekly Journal</p> <p>Crayons, markers, and/or colored pencils</p> <p>Homemade Salt & Flour Paint: mix ½ cup each of flour, salt, water; divide into zip bags; add food coloring</p> <p>Assorted recyclables such as a water bottle, plastic fork, and bottle caps.</p>	<p>Vocabulary Words</p> <table border="0"> <tr> <td>recycle</td> <td>sort</td> <td>cardboard</td> <td>aluminum</td> </tr> <tr> <td>plastic</td> <td>ramp</td> <td>slide</td> <td>roll</td> </tr> </table>		recycle	sort	cardboard	aluminum	plastic	ramp	slide	roll
recycle	sort	cardboard	aluminum								
plastic	ramp	slide	roll								
Wednesday	<p>Weekly Journal</p> <p>Crayons, markers, and/or colored pencils</p> <p>Sides of cardboard box</p> <p>Toilet paper tubes</p> <p>Assorted recyclables: plastic bottles, boxes, etc.</p>	<p>Resources from PBS KIDS for Parents</p> <p>Book Suggestions Article: Raising Environmentally Responsible Kids</p> <div style="display: flex; justify-content: space-around;">   </div>									
Thursday	<p>Weekly Journal</p> <p>Crayons, markers, and/or colored pencils</p>	<p>Free PBS KIDS Apps</p> <p><i>Download on your mobile device</i></p> <div style="display: flex; justify-content: space-around; align-items: center;"> <div style="text-align: center;">  <p>Play and Learn Science Ramp and Roll</p> </div> <div style="text-align: center;">  <p>Outdoor Family Fun with Plum</p> </div> </div>									
Friday	<p>Weekly Journal</p> <p>Crayons, markers, and/or colored pencils</p> <p>Printable: Celebrate Earth Day</p> <p>Celebrate Earth Day Poster materials – side of a cardboard box or paper</p> <p>Glue</p>	<p>Fun Extras</p> <div style="display: flex; justify-content: space-around; align-items: center;"> <div style="text-align: center;">  <p>Cereal Box Cityscape</p> </div> <div style="text-align: center;">  <p>Shoe Tying Board</p> </div> </div>									