









# Activity Calendar

## Theme: Summer/Camping

### WOSU classroom







<p><b>Monday</b> Summer "time"</p>  <p>verano/summer</p>	<p><b>Learning Goal:</b> Children will begin to compare daytime and nighttime activities.</p> <p><b>Video Resource:</b> <a href="#">Word of the Week – Verano (Summer)</a></p> <p><b>Video Resource:</b> <a href="#">Summer is Fun in Alaska</a>   <a href="#">Between the Lions</a></p> <p><b>Activity:</b> DIY Sundial – Write the numbers 1-12 around the edge of the paper plate to resemble a clock face. Poke a hole in the center of the plate and insert a pencil or craft stick. Place the sundial outside with the 12 facing North, the shadow of the pencil or craft stick tells the time!</p> <p><b>Journal:</b> Time flies when you are having fun! Draw a summer activity you do in the morning, afternoon, and evening.</p>
<p><b>Tuesday</b> Camping</p> 	<p><b>Learning Goal:</b> Children will recognize and name two-dimensional shapes and explore the construction of three-dimensional shapes.</p> <p><b>Video Resource:</b> <a href="#">Daniel the Adventure Tiger Goes Camping</a>   <a href="#">Daniel Tiger’s Neighborhood</a></p> <p><b>Activity:</b> <a href="#">3D Shape Tents</a> – Build 3D shapes using toothpicks and mini marshmallows (or homemade dough – see materials list for recipe)</p> <p><b>Journal:</b> Draw the 2D shapes you observe 3D structures (triangles, squares, rectangles). Discuss the sides and corners of each shape.</p>
<p><b>Wednesday</b> Exploring</p> 	<p><b>Learning Goal:</b> Children will begin to express and represent thoughts, observations, imagination, feelings, experience, and knowledge, verbally and non-verbally, with others using a variety of objects in own environment.</p> <p><b>Video Resource:</b> <a href="#">Let’s Pretend (Jungle)</a>   <a href="#">Everyday Learning</a></p> <p><b>Activity:</b> <a href="#">DIY Binoculars</a></p> <p><b>Printable Activity:</b> <a href="#">Go Wild Card Game</a> – tape cards in the house and use the binoculars to play “I Spy” or print two sets and play concentration</p>
<p><b>Thursday</b> Animal Camouflage</p> 	<p><b>Learning Goal:</b> Children will begin to identify characteristics of animals including physical attributes and behaviors.</p> <p><b>Video Resource:</b> <a href="#">Cammo Whammo</a>   <a href="#">Nature Cat</a></p> <p><b>Printable Activity:</b> <a href="#">Butterfly Hide and Seek</a> – (option) Gather twigs, sticks, and other nature items and color the butterfly to help it camouflage</p> <p><b>Journal:</b> Glue your butterfly into the journal and decorate the environment. Ask your grownup to help you write the color words you used.</p>
<p><b>Friday</b> Campfire Stories</p> 	<p><b>Learning Goal:</b> Children will begin to combine sentences that give lots of detail, stick to a topic, and communicate intended meaning.</p> <p><b>Resource:</b> <a href="#">Let’s Tell a Story</a>   <a href="#">Everyday Learning</a></p> <p><b>Interactive Game:</b> <a href="#">Cat in the Hat Camp Time</a></p> <p><b>Printable Activity:</b> <a href="#">Cat in the Hat Character Puppets</a> – use the puppets to tell “campfire” stories</p> <p><b>Journal:</b> Draw pictures of activities you could do while camping. Label each picture with the beginning letter sound. (example: draw a marshmallow and label it with the letter <i>m</i>; draw a tent and label it with the letter <i>t</i>)</p>



# Get Ready, Set, Prep

Theme: Summer/Camping

WOSU classroom

Materials for the Week		Learning Resources	
<b>Monday</b>	<p><b>Weekly Journal</b> – Fold three pieces of paper, staple, add the theme title, and illustrate the cover</p> <p><b>Crayons, markers, and/or colored pencils</b></p> <p><b>Sundial materials:</b> paper plate, craft stick or pencil</p>	<p><b>Discussion Questions</b></p> <ol style="list-style-type: none"> <li>1. What words tell us about summer weather?</li> <li>2. Do you think camping could be fun? Why or why not?</li> <li>3. How do you think camouflage helps an animal?</li> </ol>	
<b>Tuesday</b>	<p><b>Weekly Journal</b></p> <p><b>Crayons, markers, and/or colored pencils</b></p> <p><b>3D Shape Tents materials:</b> toothpicks, mini marshmallows</p>	<p><b>Vocabulary Words</b></p> <p>Summer                  camouflage                  character</p>	
<b>Wednesday</b>	<p><b>Weekly Journal</b></p> <p><b>Crayons, markers, and/or colored pencils</b></p> <p><b>DIY Binocular materials:</b> Yarn, scissors, (3) toilet paper tubes, duct tape (or strong tape), hot glue</p> <p><b>Printable:</b> <a href="#">Go Wild Card Game</a></p>	<p><b>Resources from PBS KIDS for Parents</b></p> <div style="display: flex; justify-content: space-between;"> <div style="text-align: center;">  <p><a href="#">Books about Camping</a></p> </div> <div style="text-align: center;">  <p><a href="#">Craft a Changing Chameleon</a></p> </div> </div>	
<b>Thursday</b>	<p><b>Weekly Journal</b></p> <p><b>Crayons, markers, and/or colored pencils</b></p> <p><b>Scissors, glue, tape</b></p> <p><b>Printable:</b> <a href="#">Butterfly Hide and Seek</a></p> <p>Optional: items from nature such as twigs and leaves to camouflage the butterfly</p>	<p><b>FREE PBS KIDS Apps</b></p> <p><i>Download on your mobile device.</i></p> <div style="display: flex; justify-content: space-between;"> <div style="text-align: center;">  <p><a href="#">Nature Cat's Great Outdoors</a></p> </div> <div style="text-align: center;">  <p><a href="#">Plum's Creaturizer</a></p> </div> </div>	
<b>Friday</b>	<p><b>Weekly Journal</b></p> <p><b>Crayons, markers, and/or colored pencils</b></p> <p><b>Scissors</b></p> <p><b>Printable:</b> <a href="#">Cat in the Hat Character Puppets</a></p>	<p><b>Fun Extras</b></p> <div style="display: flex; justify-content: space-between;"> <div style="text-align: center;">  <p>Cooking: <a href="#">Frozen Banana Pops</a></p> </div> <div style="text-align: center;">  <p><a href="#">Dot's Nature Bingo</a></p> </div> </div>	