









Activity Calendar

Theme: Nursery Rhyme Literacy

WOSUclassroom







<p>Monday</p> 	<p>Learning Goal: Children will begin to compare daytime and nighttime cycles.</p> <p>Video Resource: Twinkle, Twinkle Little Star PBS KIDS Nursery Rhymes</p> <p>Video Resource: Word of the Week - Distant Dot's Spot</p> <p>Video Activity: Twinkle, Twinkle Letter Stars</p> <p>Journal: Draw a picture of the day sky and the night sky.</p>
<p>Tuesday</p> 	<p>Learning Goal: Children will represent, analyze and discuss data (e.g., charts, graphs and tallies).</p> <p>Video Resource: Itsy Bitsy Spider PBS KIDS Nursery Rhymes</p> <p>Video Resource: Word of the Week – Drenched Dot's Spot</p> <p>Activity: Build a Bar Graph - Cut three pieces of paper into nine squares each. Draw a sun on nine squares, a raincloud on nine more, and a spider on the last nine, then shuffle the “picture cards.” Players pick cards and sort into rows/columns. Which has more, less, or equal cards?</p>
<p>Wednesday</p> 	<p>Learning Goal: Children will construct and count sets of objects (one to ten and beyond).</p> <p>Video Resource: Old MacDonald Had a Farm PBS KIDS Nursery Rhymes</p> <p>Video Resource: Word of the Week – Herd Dot's Spot</p> <p>Printable Activity: Tower of Cows</p> <p>Journal: Draw the animals in the order they appear on the video. Label each picture 1, 2, 3, 4, etc.</p>
<p>Thursday</p> 	<p>Learning Goal: Children will begin to recognizes some geographic tools and resources (e.g., maps, globes or GPS).</p> <p>Video Resource: Wheels on the Bus PBS KIDS Nursery Rhymes</p> <p>Video Resource: Word of the Week – Passenger Dot's Spot</p> <p>Printable Activity: Daniel Tiger Trolley Daniel Tiger's Neighborhood</p> <p>Journal: Draw a road with details such as buildings, trees and bushes on each side. Retell the story and "drive" your trolley through town.</p>
<p>Friday</p> 	<p>Learning Goal: Children will Intentionally use scribbles/writing to create lists and convey meaning.</p> <p>Video Resource: Happy Birthday to You PBS KIDS Nursery Rhymes</p> <p>Video Resource: Word of the Week – Fiesta Dot's Spot</p> <p>Activity: Have a Pretend Birthday Party – Check out all of the PBS KIDS Birthday printables.</p> <p>Journal: Writing Lists - Draw five things you need for a party. Ask your special grownup to help label each picture with the beginning sound.</p>



Get Ready, Set, Prep

Theme: Nursery Rhyme Literacy

WOSU classroom

Materials for the Week		Learning Resources	
Monday	<p>Weekly Journal – Fold three pieces of paper, staple, add the theme title, and illustrate the cover</p> <p>Crayons, markers, and/or colored pencils</p> <p>Twinkle, Twinkle Letter Stars materials: 26 stars cut out of paper, highlighter, glue, scissors, tape, glitter (optional)</p>	<p>Discussion Questions</p> <ul style="list-style-type: none"> • What rhyming words do you hear? • Can you make a sentence with each new vocabulary word? 	
Tuesday	<p>Weekly Journal</p> <p>Crayons, markers, and/or colored pencils</p> <p>Build a Bar Graph materials: three sheets of paper, scissors</p>	<p>Vocabulary Words</p> <p>Rhyme Distant Drenched Herd Fiesta Passenger</p>	
Wednesday	<p>Weekly Journal</p> <p>Crayons, markers, and/or colored pencils</p> <p>Printable: Tower of Cows</p> <p>Scissors</p> <p>Tape</p>	<p>Resources from PBS KIDS for Parents</p> <div style="display: flex; justify-content: space-around; align-items: flex-start;"> <div style="text-align: center;">  <p>Action Rhymes and Fingerplay Books</p> </div> <div style="text-align: center;">  <p>Make Your Own Name Puzzle</p> </div> </div>	
Thursday	<p>Weekly Journal</p> <p>Crayons, markers, and/or colored pencils</p> <p>Printable: Daniel Tiger Trolley Daniel Tiger's Neighborhood</p> <p>Scissors</p> <p>Tape</p>	<p>FREE PBS KIDS Apps</p> <p><i>Download on your mobile device</i></p> <div style="display: flex; justify-content: space-around; align-items: center;"> <div style="text-align: center;">  <p>PBS Parents Play & Learn</p> </div> <div style="text-align: center;">  <p>PBS KIDS Measure Up!</p> </div> </div>	
Friday	<p>Weekly Journal</p> <p>Crayons, markers, and/or colored pencils</p> <p>Have a Pretend Birthday Party materials: print out your favorite PBS KIDS on birthday party resources on PBS KIDS for Parents</p>	<p>Fun Extras</p> <div style="display: flex; justify-content: space-around; align-items: center;"> <div style="text-align: center;">  <p>I Spy with a Rhyming Twist</p> </div> <div style="text-align: center;">  <p>Alphabet Discovery Bottles</p> </div> </div>	